



Age Groups

Little Legends (Ages 3-4)
T-Ball / A (Ages 5-6)
Coach Pitch / AA (Ages 7-8)
Kid Pitch / AAA (Ages 9-10)
Ozone (Ages 11-12)
Dixie Boys (Ages 13-17)

Frequently Asked Questions

How do I register my child?

You can register online at https://app.teampass.com/West_Volusia

Scroll down to Player Registration and click Register Now. You will need to Login or Register / Create a New User Account.

How do I obtain a Returning Player / Sibling Discount Code?

For each consecutive season your child returns, we will offer a \$5.00 discount, up to \$20.00. Please request your returning player code by email (westvolusiayouthbaseball@gmail.com) or via Facebook Messenger before paying for your player's registration. A \$5.00 sibling discount is applied by registering / checking out siblings at the same time. This discount is applied automatically.

What is included with Registration Fee?

A jersey and hat are included with registration fee. Within your registration, please ensure the jersey size, jersey number choice and name on the back on the jersey are correct as this information will be used to process / complete jersey orders.

Do you accept Late Registrations?

If openings are still available, we will accept late registrations. If player assessments have already been conducted, your child will randomly be placed on a team. Please note: With late registrations, we cannot guarantee when your child will receive their team jersey and/or hat and it is also possible that they will receive a generic version of their team jersey.

How does the Waitlist work?

If you receive a message during registration that you will be placed on a waitlist, this means the division is full. If you choose to be added to the waitlist, you will be asked for a debit/credit card with your registration, however you will not be charged for the registration unless your child is removed from the waitlist and assigned to a team. You will be contacted if a spot becomes available.

When does the season start and end?

- ❖ **Spring** – Player Assessments are held late January. Within the week following player assessments your team will begin practicing. Opening Day and game play typically begins late February and ends early / mid May.
- ❖ **Fall** – Player Assessments are held late August. Within the week following player assessments your team will begin practicing. Game play typically begins late September and ends before Thanksgiving holiday.

What are Player Assessments?

During player assessments we perform hitting, fielding and catching drills that allow managers / coaches to evaluate each player before draft day / team assignment. If your child is unable to attend the assessment, they will be assigned to a team through a blind draft pick. Player Assessments are conducted for all divisions, with the exception of Little Legends.

Where do we play?

We play our games at 1236 Saxon Blvd. Deltona, FL 32725. (Dewey O' Boster Sports Complex). Turn left into the parking lot before heading back to the football / soccer fields.

Where is Practice?

Practices scheduled by the league are held at Deltona City Parks. We try to schedule most practices at our fields (Dewey), but when needed we will utilize / schedule at other parks such as Wes Crile, Manny Rodriguez and Timber Ridge.

When are Practices / Games?

The practice / game schedule is usually released 2-3 weeks after teams are drafted and assigned. The schedule can be viewed by logging in online at https://app.teampass.com/West_Volusia or downloading the TeamPass App. You can expect to have 1 practice per week and 1-2 games per week. Your team manager may elect to schedule additional practices on any date / location of their choice. Remember, your manager is volunteering his/her own time and has to work around his/her job.


What equipment is needed?

- ❖ **Bat** – All non-wood bats and multi-piece wood bats must have USA Baseball stamp and shall not exceed 2 5/8" in diameter nor exceed 33" in length. Solid wood bats do not require the USA stamp but must meet the specification. BBCOR bats will not have a USA stamp however are acceptable. BBCOR 2 5/8" (-3) certified bats which do not weigh more than three ounces less than the length of the bat (e.g., 33-inch bat cannot be less than 30 ounces) may also be used and cannot have a BPF greater than .5.

All USSSA bats (stamped BPF 1.15") are NOT legal or permitted in any age division.

If you need a guide on appropriate size for your player, please see the chart.

- ❖ **Batting Helmet** – You may also add a cage or c-flap to the helmet. This is player / parental choice.
- ❖ **Fielding Glove** – If you need a guide on appropriate size for your player, please see the chart below..
- ❖ **Cleats** – Rubber/Molded Cleats for Little Legends through Ozone. Dixie Boys may use Metal Cleats.
- ❖ **Pants/Socks/Belt** – The color used during game play is determined by your team manager. Please wait for communication from the manager before purchasing.




BAT SIZING CHART

| | | BATTER'S HEIGHT | | | | | | | | | |
|-----------------|----------|-----------------|-----------|---------|-----------|-----------|---------|-----------|-----------|---------|-------|
| | | 3'-3'4" | 3'5"-3'8" | 3'9"-4' | 4'1"-4'4" | 4'5"-4'8" | 4'9"-5' | 5'1"-5'4" | 5'5"-5'8" | 5'9"-6' | 6'1"+ |
| BATTER'S WEIGHT | Under 60 | 26" | 27" | 28" | 28" | 29" | | | | | |
| | 61-70 | 27" | 27" | 28" | 28" | 30" | 30" | | | | |
| | 71-80 | | 28" | 28" | 28" | 30" | 30" | 31" | | | |
| | 81-90 | | 28" | 29" | 29" | 30" | 30" | 31" | 32" | | |
| | 91-100 | | 28" | 29" | 30" | 30" | 31" | 31" | 32" | | |
| | 101-110 | | 29" | 29" | 30" | 30" | 31" | 31" | 32" | | |
| | 111-120 | | 29" | 29" | 30" | 30" | 31" | 31" | 32" | | |
| | 121-130 | | 29" | 30" | 30" | 30" | 31" | 32" | 33" | 33" | |
| | 131-140 | | 29" | 30" | 30" | 31" | 31" | 32" | 33" | 33" | |
| | 141-150 | | | 30" | 30" | 31" | 31" | 32" | 33" | 33" | |
| | 151-160 | | | 30" | 31" | 31" | 32" | 32" | 33" | 33" | 33" |
| | 161-170 | | | | 31" | 31" | 32" | 32" | 33" | 33" | 34" |
| 171-180 | | | | | | 32" | 33" | 33" | 34" | 34" | |
| Over 180 | | | | | | | 33" | 33" | 34" | 34" | |

*Note: Always check with league officials to confirm your bat is legal for play.


| AGE | 5-7 | 8-9 | 10 | 11-12 | 13-14 | 15-16 |
|--------|-----------|-----------|-----------|-----------|-----------|-----------|
| LENGTH | 24" - 27" | 27" - 29" | 28" - 30" | 30" - 31" | 31" - 32" | 32" - 34" |

BAT LENGTH



Extend one arm out to the side while holding the knob in the middle of your chest with the end cap pointing away from your body. If the end cap sits at your palm or wrist, the bat is probably too short; if the end cap sits past your index finger, the bat is likely too long. If the end cap is even with your knuckles, it is the correct length.

BAT WEIGHT



Try to hold the bat in your extended hand for 45 seconds. If you can't comfortably hold the bat for this long, it is probably too heavy.



BASEBALL: Determine Your Glove Size by Your Age

| Level | Age | Position | Glove Size |
|--------|--------------------|---------------|----------------|
| T-Ball | 3 to 6 years old | All Positions | 8.5" - 10" |
| Youth | 7 to 12 years old | 1st Base | 11.5" - 12" |
| Youth | 12 to 14 years old | Catcher | 29 ½" - 32 ½" |
| Youth | 7 to 12 years old | Infield | 10.25" - 11.5" |
| Youth | 7 to 12 years old | Outfield | 11.5" - 12.25" |
| Adult | 12+ years old | 1st Base | 12" - 13" |
| Adult | 12+ years old | Infield | 11.25" - 12" |
| Adult | 12+ years old | Catcher | 33" - 35" |
| Adult | 12+ years old | Outfield | 12" - 14" |

SOFTBALL: Determine Your Glove Size by Your Age

| Level | Type | Position | Glove Size |
|-------|-----------|---------------------|---------------|
| Youth | Fastpitch | Infield | 10.5" - 11" |
| Youth | Fastpitch | Outfield | 11" - 11.5" |
| Youth | Fastpitch | Catcher | 29 ½" - 35 ½" |
| Adult | Fastpitch | Infield | 11.5" - 12" |
| Adult | Fastpitch | Outfield / 1st Base | 12" - 13" |
| Adult | Slowpitch | Infield | 12" - 13" |
| Adult | Slowpitch | Outfield | 12.5" - 14" |
| Youth | Slowpitch | Catcher | 29 ½" - 35" |

Volunteering

We are always in need of volunteers! We take the safety of our players seriously. All volunteers (managers, coaches, team / dugout mom's) must register on our website and complete a Level 2 background check to be on the field or in the dugout during game play.

Communication

Please be sure to download the TeamPass app. Your manager will use this app to communicate with the team and the team practice / game schedule is also available here.

We also recommend that you LIKE and FOLLOW us on Facebook – [West Volusia Youth Baseball – Dewey O' Boster Park](#).

We post regular updates regarding registration, parent meeting, player assessments, opening day, team pictures, fundraisers, special events, weather updates and much more! If you do not use Facebook, please let your team manager know and they will do their best to keep you informed on important dates through the season.

Weather

Our goal is to allow the kids to play and we do our best to make this happen with safety being the priority. Prior to game play we will assess field conditions before making a decision to call games. As weather changes very quickly in Florida, we typically make this call within 30-45 minutes of game play. In the event of rain outs / rain delays, we will notify your team manager to disburse to the team and we will also post a notice on Facebook. Please do not ask your manager hours before game time as they will not be able to advise you.

Code of Conduct

Our [Code of Conduct](#) is designed to ensure a safe healthy atmosphere for all. In order to protect the children of our communities' interests and to ensure that there will be facilities available for their use, we have developed what we hope is a fair, firm, and consistent set of standards. Although each facility that West Volusia Youth Baseball utilizes may have their own set of standards, the entire league will adhere to the specified consequences for misconduct. Those mis-behaviors may require notification to the proper authorities. If there is a penal code infraction, immediate and swift action will be taken to notify the proper law enforcement agencies.

Acknowledgement of the Code of Conduct is required and included in the registration process.

Rules

Divisional rules can be found in each division's scorebook.